



# Competitive Piano **Technithon and Hymnfest**



**Berean Baptist  
Music Academy**

1405 Hewatt Rd SW  
Lilburn, GA 30047

# Technithon

## What is a Technithon?

A Technithon is a piano competition to inspire advancement in the entire spectrum of students' fundamental technical skills.

Often simply called *technique*, these technical skills—basic scales, cadences, arpeggios, etc.—are often sadly neglected in piano studies. While a student may perform reasonably well with minimal attention to these forms, a mature pianist must be secure in technique. Indeed, many colleges and universities require mastery of such skills before they will award a music-related diploma.

Berean Baptist Music Academy has designed this event to offer incentive for students to develop their technique. Students love to compete and experience advancement, and the Technithon offers just such a challenge. Each year, students will anticipate greater success as they exceed the previous years' goals and perhaps win prizes for their achievements. All participants will improve their technique no matter where they start.

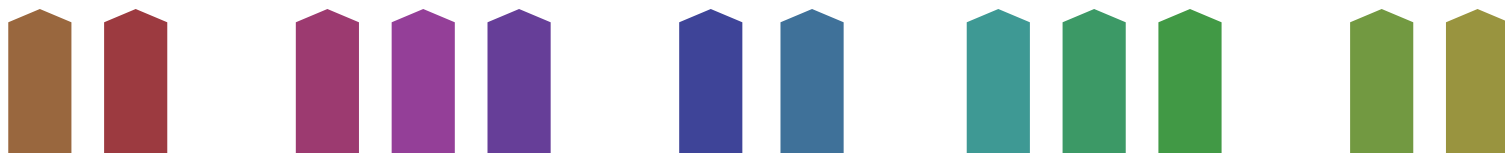
As an added bonus for piano teachers, students will recognize the importance of this vital area of study and no longer neglect it in practice.

## So how does it work?

The Technithon evaluates each student at one of twelve levels, grouped into three sections. Each level requires technical security in three areas: scales, cadences, and arpeggios. Each increasing level offers a higher challenge. A chart outlining the requirements for each level can be found beginning on page 4.

**All participants will improve their technique no matter where they start.**

For their initial entry level, first-time participants may select to be judged at any level from 1 to 6. After successfully completing level 6, a student may choose—even on the same day—to pursue any of levels 7 through 9. Likewise, after success in level 9 one may continue on to any of levels 10 through 12. The student, however, must pay an additional fee (\$10 per each new level) that day before attempting the higher levels.



At each level, judges will grade on the following technical skills:

- Accuracy
- Fingering
- Evenness of tone
- Hand position
- Rise and fall in melodic direction
- Proper pedaling when required (as in cadences)

In other words, technical security and a musical approach are both important. Winners will be selected for each level from among the participants who meet the minimum requirements. Each level will potentially have a 1st, 2nd, and 3rd place winner.

All who enter will receive a judge's comments and a certificate of participation.

## Hymnfest

### What is a Hymnfest?

Many who study piano eventually take part in the music ministries of their local churches. In the Hymnfest, Berean Baptist Music Academy offers an opportunity to further develop these needed skills particularly in the areas where solo playing is involved, i.e. offertories, preludes, etc.

In conjunction with the Technithon, students may opt to enter the Hymnfest and play two hymn arrangements from memory to receive a judge's comments and a certificate commemorating his/her participation. Participants will be grouped into three divisions, based on their grade in school:

- Division 1: Grades 1–5
- Division 2: Grades 6–8
- Division 3: Grades 9–12

In addition, 1st, 2nd, and 3rd place awards will be given in each division. The 1st place winners in each division will be invited to play one of their winning selections in a special service the Sunday evening following the event at 5:30 pm at Berean Baptist Church.

### How do I sign up?

The registration form is online at **[www.bbclilburn.org/technithon](http://www.bbclilburn.org/technithon)**.

Alternatively, forms are available starting on page 12 for your teacher to print and mail along with registration fees.

The Technithon is held in conjunction with the Hymnfest and some will want to enter both events. The entry fee for only one event is \$30.00 and \$40.00 for both events.



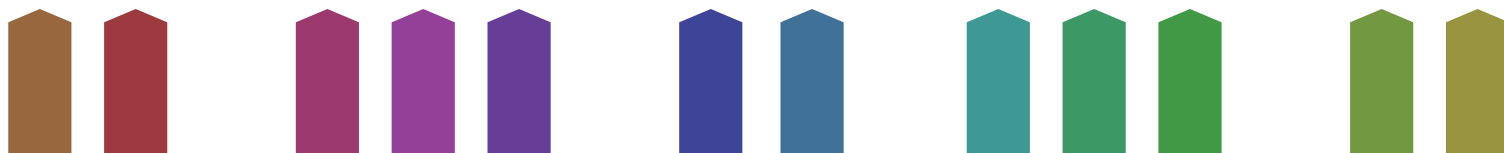
# Official Requirements for Technithon



	SCALES	CHORDS/CADENCES	ARPEGGIOS
LEVEL 1	<p>C, G, D, A, E, B, F</p> <p>Major keys, 1 octave (traditional scale)</p> <p>Hands separately</p>	<p>C, G, D, A, E, B, F</p> <p>Major keys, I – V – I</p> <p>Root position</p> <p>Hands separately</p>	<p>C, G, D, A, E, B, F</p> <p>Major keys, 2 octaves with hand crossovers</p> <p>Root position</p>
LEVEL 2	<p>C, G, D, A, E, B, F</p> <p>Major &amp; parallel harmonic minor keys (<i>ex: C/c, G/g, D/d, etc.</i>)</p> <p>1 octave</p> <p>Hands separately</p>	<p>C, G, D, A, E, B, F</p> <p>I – V – I Root position</p> <p>Major &amp; parallel harmonic minor keys</p> <p>Hands together</p>	<p>C, G, D, A, E, B, F</p> <p>Major &amp; parallel minor keys</p> <p>2 octaves with hand crossovers</p> <p>Root position</p>
LEVEL 3	<p>Black-key groups &amp; parallel harmonic minor keys (<i>ex: C<sup>♯</sup>/c<sup>♯</sup>, E<sup>♭</sup>/e<sup>♭</sup>, F<sup>♯</sup>/f<sup>♯</sup>, etc.</i>)</p> <p>1 octave</p> <p>Hands separately</p>	<p>All Major &amp; minor keys</p> <p>I – V – I</p> <p>Root position</p> <p>Hands together</p>	<p>C, G, D, A, E, B, F</p> <p>Major &amp; minor keys</p> <p>2 octaves with thumb turns</p> <p>Root position</p> <p>Hands separately</p>
LEVEL 4	<p>All Major &amp; harmonic minor keys</p> <p>2 octaves</p> <p>Hands together</p>	<p>All Major &amp; minor keys</p> <p>I – V – I</p> <p>3 positions</p> <p>Hands together</p>	<p>All Major &amp; minor keys</p> <p>2 octaves</p> <p>Root position</p> <p>Hands separately</p>

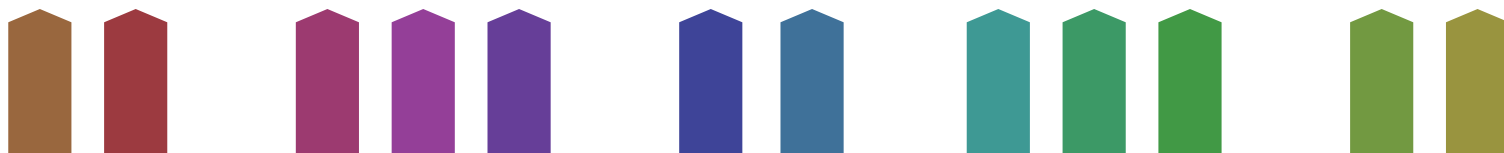
	SCALES	CHORDS/CADENCES	ARPEGGIOS
LEVEL 5	<p>All Major &amp; harmonic minor keys</p> <p>4 octaves</p> <p>Hands together</p>	<p>All Major &amp; minor keys</p> <p>I – IV – I – V – I</p> <p>3 positions</p> <p>Hands together</p>	<p>All Major &amp; minor keys</p> <p>4 octaves</p> <p>Root position</p> <p>Hands together</p>
LEVEL 6	<p>All Major &amp; harmonic minor keys</p> <p>2 octaves</p> <p>Contrary motion</p> <p><b><i>Suggested performance:</i></b></p> <p><i>2 octaves hands together ascending</i></p> <p>– THEN –</p> <p><i>2 octaves contrary motion</i></p> <p>– THEN –</p> <p><i>2 octaves hands together descending</i></p>	<p>All Major &amp; minor keys</p> <p>I – IV – I – V – V7 – I</p> <p>3 positions</p> <p>Hands together</p> <p>– PLUS –</p> <p>Dominant &amp; diminished 7th chords for C, G, D, A, E, B, F</p> <p>Root position</p> <p>Hands separately</p>	<p>C, G, D, A, E, B, F</p> <p>Majors &amp; minor keys</p> <p>4 octaves</p> <p>3 positions</p> <p>Hands together</p>

After successfully completing level 6,  
a student may select to pursue any of levels 7-9.

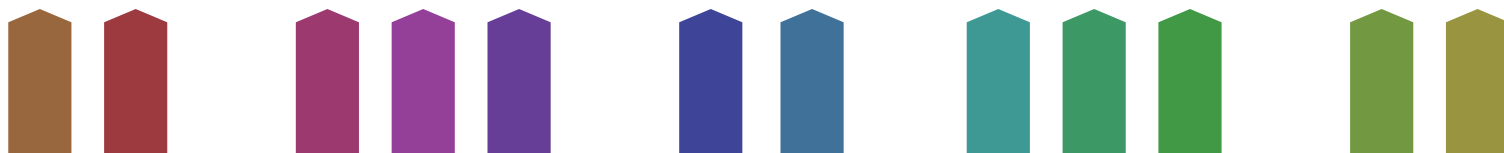


	SCALES	CHORDS/CADENCES	ARPEGGIOS
<b>PASSING LEVEL 6 IS PRE-REQUISITE TO HIGHER LEVELS 7, 8, &amp; 9</b>			
<b>LEVEL 7</b>	C, G, D, A, E, B, F Major keys 3 octaves Triplet rhythm Hands separately	Dominant & Diminished 7th chords for all keys Root position Hands separately	All Major & minor keys 4 octaves 3 positions Hands together
<b>LEVEL 8</b>	All Major keys 3 octaves Triplet rhythm Hands together	Dominant & Diminished 7th chords for all keys Root position & 1st inversion Hands separately	Dominant & Diminished 7th arpeggio for C, G, D, A, E, B, F 4 octaves Root position Hands separately
<b>LEVEL 9</b>	All Major & harmonic minor keys 3 octaves Triplet rhythm Hands together	Dominant & Diminished 7th chords for all keys All positions Hands together	Dominant & Diminished 7th arpeggio for all keys 4 octaves Root position Hands separately

After successfully completing level 9,  
a student may select to pursue any of levels 10-12.

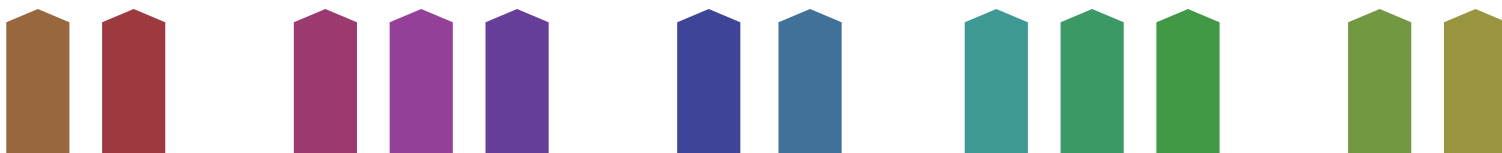


	SCALES	CHORDS/CADENCES	ARPEGGIOS
PASSING LEVEL 9 IS PRE-REQUISITE TO HIGHER LEVELS 10, 11, & 12			
LEVEL 10	<p>All Majors &amp; all three forms of minor (natural, harmonic, and melodic)</p> <p>4 octaves</p> <p>16th-note rhythm</p> <p>Hands together</p>	<p>Cumulative from levels 7–9</p>	<p>Dominant &amp; Diminished 7th arpeggio for all keys</p> <p>4 octaves</p> <p>Root position</p> <p>Hands together</p> <p>– PLUS –</p> <p>Cumulative from levels 7–9</p>
LEVEL 11	<p>All Major &amp; harmonic minor keys</p> <p>Cross rhythms 3/2 &amp; 2/3</p> <p>– PLUS –</p> <p>Same requirements as in level 6</p>	<p>Harmonize all of the Major scales (Triad in RH; single note in LH)</p> <p><i>See page 9</i></p>	<p>Dominant &amp; Diminished 7th arpeggio for all keys</p> <p>4 octaves</p> <p>All positions</p> <p>Hands together</p>
LEVEL 12	<p>Cumulative from levels 6–11</p> <p>– PLUS –</p> <p>Octave scales for all Major keys</p> <p>Parallel motion</p> <p>Hands together</p>	<p>Beginning with C-Major, modulate up to the next Major key chromatically</p> <p><i>See page 10</i></p>	<p>Cumulative from levels 7–11</p>



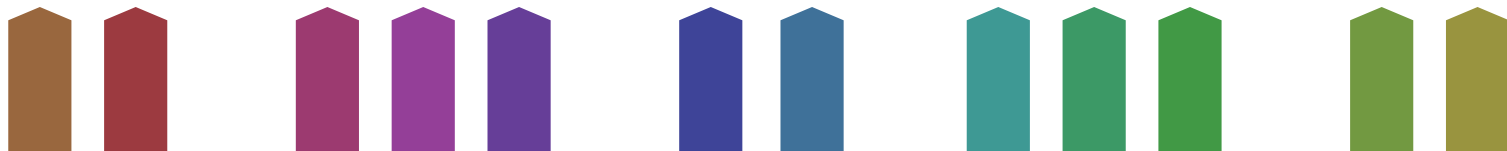


# Chords & Cadences



## LEVEL 11 CHORDS/CADENCES: HARMONIZATION OF MAJOR SCALES

The image displays two systems of musical notation for the harmonicization of major scales, presented in 4/4 time. Each system consists of a treble and bass staff. The first system is in C major, and the second is in F major. The bass staff of each system shows a descending scale, and the treble staff shows chords. A line connects the bass note of a chord to the corresponding scale degree in the bass staff. The first system shows the harmonicization of the C major scale, and the second system shows the harmonicization of the F major scale. The notation includes treble and bass staves, clefs, time signatures, and musical notes. The text "etc." is written at the end of the second system.



## LEVEL 12 CHORDS/CADENCES: CHROMATIC MODULATION

The image displays four systems of musical notation, each consisting of a grand staff (treble and bass clef) with a 4/4 time signature. The notation illustrates chromatic modulation through various keys, showing a sequence of chords and melodic lines that transition between different tonal centers. The first system starts in C major, moving through F major, B-flat major, and E-flat major. The second system starts in E-flat major, moving through A-flat major, D-flat major, and G-flat major. The third system starts in G-flat major, moving through C-flat major, F major, and B-flat major. The fourth system starts in B-flat major, moving through E-flat major, A-flat major, and D-flat major. Each system contains four measures of music, with the first measure of each system showing a whole note chord in the bass and a half note chord in the treble, followed by a series of eighth and sixteenth notes in the bass and half notes in the treble.

# Registration Forms



# Student Registration Form

## Student *(Please submit a separate form for each student)*

<input type="text"/>	<input type="text"/>
Name	Grade in School
<input type="text"/>	
Address	
<input type="text"/>	<input type="text"/>
Phone	Email

## Teacher

<input type="text"/>
Name

## I wish to enter the... *(check one or both)*

<input type="checkbox"/> Technithon	<input type="checkbox"/> Level <i>(must be 1-6 initially)</i>
-------------------------------------	---

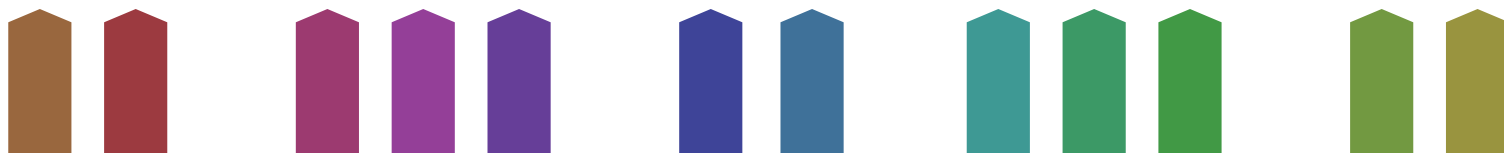
<input type="checkbox"/> Hymnfest	
<input type="text"/>	<input type="text"/>
Title of Solo 1	Title of Solo 2
<input type="text"/>	<input type="text"/>
Arranger	Arranger

## Student Instructions

There are two ways to register:

1. Register online at **[www.bbclilburn.org/technithon](http://www.bbclilburn.org/technithon)**.
2. Complete this form, and give it to your teacher along with the appropriate registration fee ***made payable to your teacher***.\*

*\*Please make sure to note all registration deadlines on the website.*



# Teacher Registration Form

## Teacher

Name

Address

Phone

Email

## Teacher Instructions

**If your students are registering online**, please make sure they submit your correct name, phone number, and email with their registration.

**If you will be registering your students by mail**, have each student complete their own Student Registration Form (from page 12) with their individual details and return it *to you* along with their registration fees. Then, provide your own information by filling out this form. Finally, summarize your list of students and their registration information on page 14. (Print multiple copies if necessary.) Calculate the total registration fee. Mail the Student Registration Forms, this Teacher Registration Form, and all summary forms together with *a single check* to cover the total registration fees for all students.

### Mail to:


Berean Baptist Church (attn: Tammy Smith)  
1405 Hewatt Rd SW  
Lilburn, GA 30047

### Make checks payable to:

Berean Baptist Music Academy

Register online at [bbclilburn.org/technithon](http://bbclilburn.org/technithon)

Please make sure to note all registration deadlines on the website.



Teacher

Name

Students

Name

	Technithon	Hymnfest	Registration Fee: • \$30 for one • \$40 for both
	<input type="checkbox"/>	<input type="checkbox"/>	\$
	<input type="checkbox"/>	<input type="checkbox"/>	\$
	<input type="checkbox"/>	<input type="checkbox"/>	\$
	<input type="checkbox"/>	<input type="checkbox"/>	\$
	<input type="checkbox"/>	<input type="checkbox"/>	\$
	<input type="checkbox"/>	<input type="checkbox"/>	\$
	<input type="checkbox"/>	<input type="checkbox"/>	\$
	<input type="checkbox"/>	<input type="checkbox"/>	\$
	<input type="checkbox"/>	<input type="checkbox"/>	\$
	<input type="checkbox"/>	<input type="checkbox"/>	\$
	<input type="checkbox"/>	<input type="checkbox"/>	\$
	<input type="checkbox"/>	<input type="checkbox"/>	\$
	<input type="checkbox"/>	<input type="checkbox"/>	\$
	<input type="checkbox"/>	<input type="checkbox"/>	\$
	<input type="checkbox"/>	<input type="checkbox"/>	\$
	<input type="checkbox"/>	<input type="checkbox"/>	\$
	<input type="checkbox"/>	<input type="checkbox"/>	\$
	<input type="checkbox"/>	<input type="checkbox"/>	\$
	<input type="checkbox"/>	<input type="checkbox"/>	\$

Total Fees \$

