



Competitive Piano Technithon and Hymnfest



**Berean Baptist
Music Academy**

1405 Hewatt Rd SW
Lilburn, GA 30047

Technithon

What is a Technithon?

A Technithon is a piano competition to inspire advancement in the entire spectrum of students' fundamental technical skills.

Often simply called *technique*, these technical skills—basic scales, cadences, arpeggios, etc.—are often sadly neglected in piano studies. While a student may perform reasonably well with minimal attention to these forms, a mature pianist must be secure in technique. Indeed, many colleges and universities require mastery of such skills before they will award a music-related diploma.

Berean Baptist Music Academy has designed this event to offer incentive for students to develop their technique. Students love to compete and experience advancement, and the Technithon offers just such a challenge. Each year, students will anticipate greater success as they exceed the previous years' goals and perhaps win prizes for their achievements. All participants will improve their technique no matter where they start.

As an added bonus for piano teachers, students will recognize the importance of this vital area of study and no longer neglect it in practice.

So how does it work?

The Technithon evaluates each student at one of twelve levels, grouped into three sections. Each level requires technical security in three areas: scales, cadences, and arpeggios. Each increasing level offers a higher challenge. A chart outlining the requirements for each level can be found beginning on page 5.

All participants will improve their technique no matter where they start.

Students should abide by **traditional scale fingerings**.

Likewise, **cadence** formulas have a generally accepted fingering pattern where the **1st and 5th fingers are always on the outside of each chord**. Some technique books vary on the “inside” fingerings. Other considerations include the size of the student's hands. But purely random fingerings for cadences are not acceptable. *If the student can reach the pedals, it is advisable*



(although not required) to play the cadences musically and with pedal.

Arpeggio fingerings are also fairly well established.

A good resource for technical fingerings would be the *Guild Musicianship* reference book that illustrates the requirements for the musicianship phases of the National Guild of Piano Teachers.

For their initial entry level, first-time participants may elect to be judged at any level from 1 to 6. After successfully completing level 6, a student may choose—even on the same day—to pursue any of levels 7 through 9. Likewise, after success in level 9, one may continue on to any of levels 10 through 12. The student, however, must pay an additional fee (\$10 per each new level) that day before attempting the higher levels.

At each level, judges will grade on the following technical skills:

- Accuracy
- Fingering
- Evenness of tone
- Hand position

- Rise and fall in melodic direction
- Proper pedaling when required (as in cadences)

In other words, technical security and a musical approach are both important.

Winners will be selected for each level from among the participants who meet the minimum requirements. Each level will potentially have a 1st, 2nd, and 3rd place winner.


Young children in kindergarten or pre-school age may enter the Technithon at the Pre-K Level. Check the requirements for this age group on page 5. This option is designed only for children who are not yet in grade school. Regular school-age students may not enter this level.

All who enter will receive a judge's comments and a certificate of participation.

Hymnfest

What is a Hymnfest?

Many who study piano eventually take part in the music ministries of their local churches. In the Hymnfest, Berean Baptist Music Academy offers an opportunity to



further develop these needed skills particularly in the areas where solo playing is involved, i.e. offertories, preludes, etc.

Solo Requirements

In conjunction with the Technithon, students may opt to enter the Hymnfest and play two hymn arrangements from memory to receive a judge's comments and a certificate commemorating his/her participation. Participants will be grouped into three divisions, based on their grade in school:

- Division 1: Grades 1–5
- Division 2: Grades 6–8
- Division 3: Grades 9–12

In addition, 1st, 2nd, and 3rd place awards will be given in each division. The 1st place winners in each division will be invited to play one of their winning selections in a special service the Sunday evening following the event at 5:30 pm at Berean Baptist Church.

Duet Requirements

For those who enjoy playing duets (1 piano/4 hands) especially for church offertories, the new option – Sacred Piano Duet – is offered to all school age students. The

duet need not be memorized but **original music must be provided** for the judge. The event is divided into two groups:

- Duet Division 1: Grades 1-8
- Duet Division 2: Grades 9-12


The fee to enter is \$15 per student. A student may opt to enter more than one duet performance but must still pay an additional \$15 per duet performance.

A student in grades 1 through 8 may perform with someone who is in Division 2 division AND be considered in that higher level; however, a high school student (Grades 9-12) may not enter Division 1 regardless of level of advancement. *Please note: Teachers or Adults may **not** be duet partners in this event.*

How do I sign up?

The registration form is online at www.bbclilburn.org/technithon. Alternatively, forms are available starting on page 13 for your teacher to print and mail along with registration fees.

The Technithon is held in conjunction with the Hymnfest and some will want to enter both events. The entry fee for only one event is \$40.00 and \$50.00 for both events.



Official Requirements for Technithon



	SCALES	CHORDS/CADENCES	ARPEGGIOS
PRE-K LEVEL	<p>C, G, D, A, E, B, F</p> <p>Major & parallel minor keys</p> <p>5-finger patterns only, ascending and descending (<i>ex: C-D-E-F-G-F-E-D-C and c-d-e^b-f-g-f-e^b-d-c</i>)</p> <p>Hands separately</p>	<p>—</p>	<p>C, G, D, A, E, B, F</p> <p>Major & parallel minor keys</p> <p>Broken tonic chords, ascending and descending (<i>ex: C-E-G-E-C and c-e^b-g-e^b-c</i>)</p> <p>Hands separately</p>
LEVEL 1	<p>C, G, D, A, E, B, F</p> <p>Major keys, 1 octave (traditional scale)</p> <p>Hands separately</p>	<p>C, G, D, A, E, B, F</p> <p>Major keys, I – V – I</p> <p>Root position</p> <p>Hands separately</p>	<p>C, G, D, A, E, B, F</p> <p>Major keys, 2 octaves with hand crossovers</p> <p>Root position</p>
LEVEL 2	<p>C, G, D, A, E, B, F</p> <p>Major & parallel harmonic minor keys (<i>ex: C/c, G/g, D/d, etc.</i>)</p> <p>1 octave</p> <p>Hands separately</p>	<p>C, G, D, A, E, B, F</p> <p>I – V – I Root position</p> <p>Major & parallel harmonic minor keys</p> <p>Hands together</p>	<p>C, G, D, A, E, B, F</p> <p>Major & parallel minor keys</p> <p>2 octaves with hand crossovers</p> <p>Root position</p>
LEVEL 3	<p>Black-key groups & parallel harmonic minor keys (<i>ex: C[#]/c[#], E^b/e^b, F[#]/f[#], etc.</i>)</p> <p>1 octave</p> <p>Hands separately</p>	<p>All Major & minor keys</p> <p>I – V – I</p> <p>Root position</p> <p>Hands together</p>	<p>C, G, D, A, E, B, F</p> <p>Major & minor keys</p> <p>2 octaves with thumb turns</p> <p>Root position</p> <p>Hands separately</p>



	SCALES	CHORDS/CADENCES	ARPEGGIOS
LEVEL 4	<p>All Major & harmonic minor keys</p> <p>2 octaves</p> <p>Hands together</p>	<p>All Major & minor keys</p> <p>I – V – I</p> <p>3 positions</p> <p>Hands together</p>	<p>All Major & minor keys</p> <p>2 octaves</p> <p>Root position</p> <p>Hands separately</p>
LEVEL 5	<p>All Major & harmonic minor keys</p> <p>4 octaves</p> <p>Hands together</p>	<p>All Major & minor keys</p> <p>I – IV – I – V – I</p> <p>3 positions</p> <p>Hands together</p>	<p>All Major & minor keys</p> <p>4 octaves</p> <p>Root position</p> <p>Hands together</p>
LEVEL 6	<p>All Major & harmonic minor keys</p> <p>2 octaves</p> <p>Contrary motion</p> <p><i>Suggested performance:</i></p> <p><i>2 octaves hands together ascending</i></p> <p>– THEN –</p> <p><i>2 octaves contrary motion</i></p> <p>– THEN –</p> <p><i>2 octaves hands together descending</i></p>	<p>All Major & minor keys</p> <p>I – IV – I – V – V7 – I</p> <p>3 positions</p> <p>Hands together</p> <p>– PLUS –</p> <p>Dominant & diminished 7th chords for C, G, D, A, E, B, F</p> <p>Root position</p> <p>Hands separately</p>	<p>C, G, D, A, E, B, F Majors & minor keys</p> <p>4 octaves</p> <p>3 positions</p> <p>Hands together</p>

After successfully completing level 6, a student may select to pursue any of levels 7-9.



	SCALES	CHORDS/CADENCES	ARPEGGIOS
PASSING LEVEL 6 IS PRE-REQUISITE TO HIGHER LEVELS 7, 8, & 9			
LEVEL 7	C, G, D, A, E, B, F Major keys 3 octaves Triplet rhythm Hands separately	Dominant & Diminished 7th chords for all keys Root position Hands separately	All Major & minor keys 4 octaves 3 positions Hands together
LEVEL 8	All Major keys 3 octaves Triplet rhythm Hands together	Dominant & Diminished 7th chords for all keys Root position & 1st inversion Hands separately	Dominant & Diminished 7th arpeggio for C, G, D, A, E, B, F 4 octaves Root position Hands separately
LEVEL 9	All Major & harmonic minor keys 3 octaves Triplet rhythm Hands together	Dominant & Diminished 7th chords for all keys All positions Hands together	Dominant & Diminished 7th arpeggio for all keys 4 octaves Root position Hands separately

After successfully completing level 9,
a student may select to pursue any of levels 10-12.



	SCALES	CHORDS/CADENCES	ARPEGGIOS
PASSING LEVEL 9 IS PRE-REQUISITE TO HIGHER LEVELS 10, 11, & 12			
LEVEL 10	<p>All Majors & all three forms of minor (natural, harmonic, and melodic)</p> <p>4 octaves</p> <p>16th-note rhythm</p> <p>Hands together</p>	<p>Cumulative from levels 7–9</p>	<p>Dominant & Diminished 7th arpeggio for all keys</p> <p>4 octaves</p> <p>Root position</p> <p>Hands together</p> <p>– PLUS –</p> <p>Cumulative from levels 7–9</p>
LEVEL 11	<p>All Major & harmonic minor keys</p> <p>Cross rhythms 3/2 & 2/3</p> <p>– PLUS –</p> <p>Same requirements as in level 6</p>	<p>Harmonize all of the Major scales (Triad in RH; single note in LH)</p> <p><i>See page 10</i></p>	<p>Dominant & Diminished 7th arpeggio for all keys</p> <p>4 octaves</p> <p>All positions</p> <p>Hands together</p>
LEVEL 12	<p>Cumulative from levels 6–11</p> <p>– PLUS –</p> <p>Octave scales for all Major keys</p> <p>Parallel motion</p> <p>Hands together</p>	<p>Beginning with C-Major, modulate up to the next Major key chromatically</p> <p><i>See page 11</i></p>	<p>Cumulative from levels 7–11</p>



Chords & Cadences

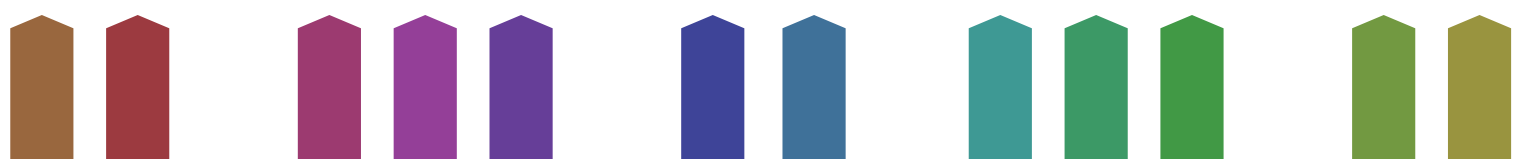


LEVEL 11 CHORDS/CADENCES: HARMONIZATION OF MAJOR SCALES

The first system of musical notation is in 4/4 time. The bass clef part shows a descending scale: C4, B3, A3, G3, F3, E3, D3, C3. The treble clef part shows chords for each note: C major (C-E-G), B minor (B-D-F), A minor (A-C-E), G major (G-B-D), F major (F-A-C), E minor (E-G-B), D major (D-F-A), and C major (C-E-G). A double bar line is placed after the G major chord.

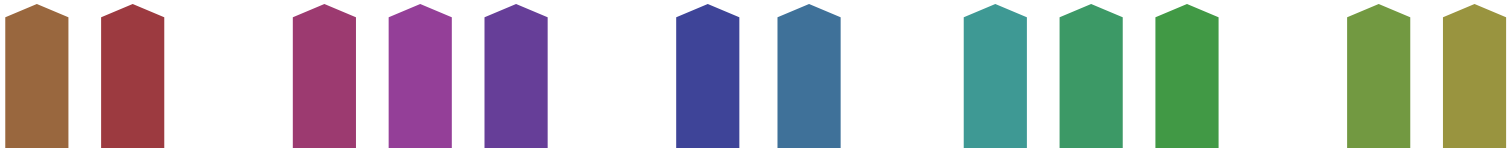
The second system of musical notation is in 4/4 time. The bass clef part shows a descending scale: B2, A2, G2, F2, E2, D2, C2. The treble clef part shows chords for each note: B minor (B-D-F), A minor (A-C-E), G major (G-B-D), F major (F-A-C), E minor (E-G-B), D major (D-F-A), and C major (C-E-G). A double bar line is placed after the G major chord.

etc.




LEVEL 12 CHORDS/CADENCES: CHROMATIC MODULATION

The musical score is presented in four systems, each with a grand staff (treble and bass clefs) and a 4/4 time signature. The piece begins in the key of B-flat major (two flats). The first system shows the initial chords and a chromatic modulation to the key of D major (two sharps). The second system continues the progression in D major. The third system shows a further chromatic modulation to the key of F major (one flat). The fourth system concludes the exercise in F major. The score is written in a clear, legible font with standard musical notation, including notes, rests, and chord symbols.



Registration Forms



Student Registration Form

Student *(Please submit a separate form for each student)*

<input type="text"/>	<input type="text"/>
Name	Grade in School
<input type="text"/>	
Address	
<input type="text"/>	<input type="text"/>
Phone	Email

Teacher

<input type="text"/>	<input type="text"/>
Phone	Email

I wish to enter the... *(check one or both)*

<input type="checkbox"/> Technithon	<input type="checkbox"/> Level <i>(must be 1-6 initially)</i>
-------------------------------------	---

<input type="checkbox"/> Hymnfest	
<input type="text"/>	<input type="text"/>
Title of Solo 1	Title of Solo 2
<input type="text"/>	<input type="text"/>
Arranger	Arranger

Student Instructions

There are two ways to register:

1. Register online at www.bbclilburn.org/technithon.
2. Complete this form, and give it to your teacher along with the appropriate registration fee *made payable to your teacher*.*

**Please make sure to note all registration deadlines on the website.*



Teacher

Name:

Students

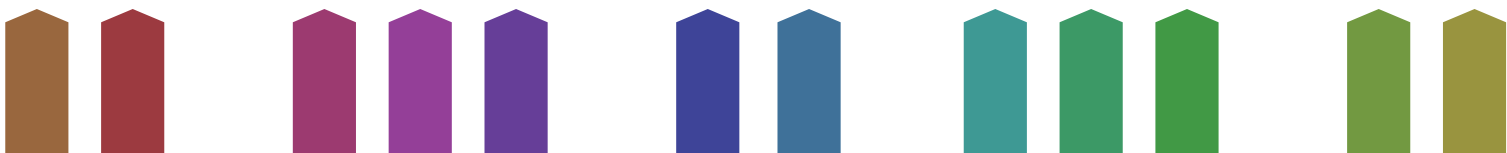
Secret Duet
Registration Fee:
• \$15 per entry

Name	<input type="text"/>	Grade	<input type="text"/>	Duet <input type="checkbox"/>	\$ <input type="text"/>
Partner	<input type="text"/>	Grade	<input type="text"/>		
Title	<input type="text"/>	Arranger	<input type="text"/>	Division	<input type="text"/>

Name	<input type="text"/>	Grade	<input type="text"/>	Duet <input type="checkbox"/>	\$ <input type="text"/>
Partner	<input type="text"/>	Grade	<input type="text"/>		
Title	<input type="text"/>	Arranger	<input type="text"/>	Division	<input type="text"/>

Name	<input type="text"/>	Grade	<input type="text"/>	Duet <input type="checkbox"/>	\$ <input type="text"/>
Partner	<input type="text"/>	Grade	<input type="text"/>		
Title	<input type="text"/>	Arranger	<input type="text"/>	Division	<input type="text"/>

Total Fees



Teacher

Name:

Students

Secret Duet
Registration Fee:
• \$15 per entry

Name	Grade	Duet <input type="checkbox"/>	\$ <input type="text"/>
<input type="text"/>	<input type="text"/>		
Partner	Grade		
<input type="text"/>	<input type="text"/>		
Title	Arranger	Division	
<input type="text"/>	<input type="text"/>	<input type="text"/>	

Name	Grade	Duet <input type="checkbox"/>	\$ <input type="text"/>
<input type="text"/>	<input type="text"/>		
Partner	Grade		
<input type="text"/>	<input type="text"/>		
Title	Arranger	Division	
<input type="text"/>	<input type="text"/>	<input type="text"/>	

Name	Grade	Duet <input type="checkbox"/>	\$ <input type="text"/>
<input type="text"/>	<input type="text"/>		
Partner	Grade		
<input type="text"/>	<input type="text"/>		
Title	Arranger	Division	
<input type="text"/>	<input type="text"/>	<input type="text"/>	

Total Fees

